

## Child Protection Performance Improvement: Progress Report

---

### Education, Children and Families Committee

21 June 2011

#### Purpose of report

- 1 This report provides a 6 month update on the main report which was presented to committee on 25 January 2011.

#### Main report

- 2 The January committee report highlighted that Child Protection services in Edinburgh are on a journey of improvement as reflected in the HMIe report of September 2009 which found significant improvements since the 2007 inspection and found services to be satisfactory overall. Inspectors expressed confidence that the managers would make the required improvements and that no further visits were necessary in connection with that inspection.
- 3 Social Care and Social Work Improvement Scotland have undertaken recent visits to the authority in order to follow up the Social Work Inspection Agency report of 2008. This relates to social work services for both children and adults, across the Departments of Health and Social Care and Children and Families. Initial feedback has identified no significant concerns.
- 4 The January committee report summarised the content of the multi-agency Child Protection Improvement Plan which has been regularly reviewed and monitored through the Council's Child Protection Improvement Board, the Edinburgh Child Protection Committee and regular reports to the Convenor of Education, Children and Families Committee.
- 5 Discussions within Edinburgh Child Protection Committee in recent months reflected that the plan was comprehensive and detailed, containing a large number of actions many of which have already been completed. On 5 May, Edinburgh Child Protection Committee took the decision that a new plan should be prepared, focussing on a smaller number of actions relating directly to the priorities identified by HMIe and the Child Protection Committee:
  - Strengthening early support for children and families
  - Ensuring effective engagement of children and families in the development of our service
  - Improving self evaluation
  - Strengthening joint agency assessment and planning for children

Work on this revised plan is now underway, led by the Lead Officer to the Child Protection Committee.

- 6 In the meantime, Children's Practice Teams, which are the core Child Protection service within Children and Families Department, have continued to show improvements in almost all key performance indicators.
- 7 The number of Looked after Children without an allocated worker has been maintained at zero since the last committee report.
- 8 There have been continued improvements in the numbers of reports provided to the Scottish Children's Reporter Administration within timescale. The annual figure reported to committee in January was 53% for 2009/10. The unvalidated annual figure for 2010/11 is 65%. The rate of sustained improvement indicates that the target of 75% should be exceeded in the coming year.
- 9 The percentage of newly Looked after Children seen by a supervising officer within 15 days was 85% in line with the much improved figure from last year. Any exceptions continue to be followed up by line managers with the workers involved. Some of the previous underperformance associated with recording processes have been addressed and some new business processes put in place.
- 10 The monthly figures for Child Protection Case Conferences being held within timescale can vary due to low numbers. Adverse weather conditions combined with some staff absences and vacancies led to a dip in performance at the turn of the year. Improvements to business processes to ensure business continuity have been put in place.
- 11 In addition, timescales for Child Protection Case Conferences were shortened to 21 days (formerly 28 days) as of 1<sup>st</sup> April 2011 in order to comply with new National Guidance on Child Protection. This has presented a number of challenges not only to chairpersons but to other professionals although early indications are that performance is good.
- 12 There are early signs of improvement following the integration of the two children's reviewing teams (Accommodated Children's Review Team and Child Protection Review Team) into a single Children and Young People's Review Team which will streamline reviews, achieve consistency of practice, and create an economy of scale allowing more flexible cover for any staff absences. A team manager took up post in March and a Business Manager will be in post by the end of May. The team will move together to a single office location in August. The manager has revised arrangements for allocating work to reviewing officers, and a full business review has been commenced with a view to new processes being in place by the end of August.
- 13 There is already evidence of improved performance. Since the beginning of April, all Initial Child Protection Case Conferences and all Pre-Birth Case Conferences have been within timescale, with the exception of one.
- 14 Figures for Looked After and Accommodated Child Reviews held within timescale have also shown improvement from April 2009:
  - First reviews (6 weeks) improved from 10% to 67%
  - Three-month reviews improved from 21% to 77%

- Six-month reviews improved from 59% to 86%

15 Reviews of Looked After Children at home were also introduced from late August 2010 and there has been steady and significant improvement from a baseline of 0% to 90% at the end of April. Future reporting arrangements will include timescales for LAC at home reviews.

### **Financial Implications**

16 There are no financial implications arising directly from this report.

### **Equalities Impact**

17 There is no relationship to the public sector general equality duty to the matters described in this report and no direct equalities impact arising from this report.

### **Environmental Impact**

18 There are no environmental implications arising directly from this report.

### **Recommendations**

- 19 It is recommended the Education, Children and Families Committee notes:
- a) the improvements in performance indicators and request future reports at annual intervals;
  - b) the priorities for improvement: Strengthening early support for children and families; Ensuring effective engagement of children and families in the development of services; Improving self evaluation; Strengthening joint agency assessment and planning for children.












**Gillian Tee**  
Director of Children and Families






---






Appendices	1. Child Protection Performance Improvement: Performance scorecard
Contact/tel/Email	Andy Jeffries Tel: 0131-469-3129 Email: Andrew.Jeffries@edinburgh.gov.uk
Wards affected	All
Single Outcome Agreement	The content of this report relates to National Outcomes 5 and 8.
Background Papers	None

## Child Protection Performance Improvement: Performance scorecard

PI Code	Short Name	November 2010	December 2010	January 2011	February 2011	March 2011	April 2011	Current Target	Traffic Light Icon	Latest Note
		Value	Value	Value	Value	Value	Value			
CF-VC-001	Number of Child Protection IRDs	211	148	177	161	176	132			
CF-VC-002a	Number of children on the Child Protection Register	239	241	242	227	242	262			The number of children on the CPR has fluctuated over the year and was 262 as at the end of April 2011. The figure for the end of April 2010 was 249.
CF-VC-002c	Number of unborn babies on the Child Protection Register	12	11	7	8	22	26			This is the highest figure we have recorded for this indicator. The average number of unborns on the CPR over the preceding 12 months was 11.
CF-VC-003	Number of children on the Child Protection Register without a named Key Worker	0	0	0	0	0	0	0		
CF-VC-004	Percentage of children on the Child Protection Register without a named Key Worker	0%	0%	0%	0%	0%	0%	0%		
CF-VC-005	Number of children on the Child Protection Register for more than 2 years	2	2	2	2	3	3			
CF-VC-006	Percentage of children on the Child Protection Register for more than 2 years	1%	1%	1%	1%	1%	1%			
CF-VC-008	Number of Looked After Children without a named	2	3	0	1	1	0	0		All Looked After Children had a named key worker in April.

PI Code	Short Name	November 2010	December 2010	January 2011	February 2011	March 2011	April 2011	Current Target	Traffic Light Icon	Latest Note
		Value	Value	Value	Value	Value	Value			
	Key Worker									
CF-VC-009	Percentage of Looked After Children without a named Key Worker	0.1%	0.2%	0%	0.1%	0.1%	0%	0%		
CF-VC-010a	Number of Looked After Children at home	417	403	400	404	410	424			
CF-VC-010d	Percentage of children looked after who are looked after at home	31.3%	30.5%	30.3%	30.1%	30.5%	31.4%	40%		
CF-VC-011a	Number of Looked After Children away from home	917	920	920	936	932	926			
CF-VC-013a	Number of children registered over a six month period	179	169	174	172	189	200			
CF-VC-013b	Number of children who had been de-registered within preceding 2 years	8	9	12	14	15	13			
CF-VC-013c	Percentage re-registered within 2 years	4.5%	5.3%	6.9%	8.1%	7.9%	6.5%			
CF-VC-017a	Number of initial child protection case conferences held	9	12	12	14	17	18			
CF-VC-017bi	Percentage of initial child protection case conferences taking place within 28 days of an Inter-agency referral discussion	89%	92%	25%	79%	47%	94%	100%		17 of the 18 initial case conferences in April took place within 28 days.
CF-VC-017c	Average number of days taken from IRD to initial child protection case conference	27	27	34	30	31	25	28		
CF-VC-017d	Number of pre-birth child protection case conferences held	7	4	4	4	14	11			

PI Code	Short Name	November 2010	December 2010	January 2011	February 2011	March 2011	April 2011	Current Target	Traffic Light Icon	Latest Note
		Value	Value	Value	Value	Value	Value			
CF-VC-017ei	Percentage of pre-birth child protection case conferences taking place within 32 weeks gestation	57.1%	0%	100%	50%	92.9%	81.8%	100%		Nine of the 11 pre-birth child protection case conferences held during April were held within the 32-weeks gestation timescale.
CF-VC-023a	Number of children subject to Place of Safety Warrants which were unimplemented on the day	0	4	0	0	2	0	0		54 warrants were issued in respect of 50 children. All were placed on or before the date of the warrant.
CF-VC-024b	The percentage of Looked After and Accommodated Children who have been reviewed within timescales	55%	55%	56%	57%	62%	65%	100%		Performance in this area is showing steady improvement from 52% in April 2010 to this latest figure of 65%.
CF-VC-025a	Number of Looked After Children at home who have had a review	83	109	180	212	381	383			
CF-VC-025b	Percentage of Looked After Children at home who have had a review	20%	27%	45%	53%	93%	90%	100%		A new procedure was implemented on 2nd August. Since then performance has improved significantly from 0% to 90%.

PI Status	
	Alert
	Warning
	OK
	Unknown
	Data Only